

Problems and Solutions



Be sure to check out all the products in this series on Teachers Pay Teachers.

[Teaching Reading and Writing Skills with Animated Short Films \[Digital\] Part 1](#)

[Teaching Reading and Writing Skills with Animated Short Films \[Printable\] Part 1](#)

[Teaching Reading and Writing Skills with Animated Short Films \[Digital\] Part 2](#)

[Teaching Reading and Writing Skills with Animated Short Films \[Printable\] Part 2](#)

Taking the Plunge

List the man's main problem and solution. Then list five steps he went through to get from the problem to the solution.

Problem

Step 1

Step 2

Step 3

Step 4

Step 5



Solution

Title

What is the double meaning behind the title of the film?

[CCSS.ELA-LITERACY.RL.5.5](#)
Explain how a series of chapters, scenes, or stanzas fits together to provide the overall structure of a particular story, drama, or poem.

[CCSS.ELA-LITERACY.RL.6.5](#)
Analyze how a particular sentence, chapter, scene, or stanza fits into the overall structure of a text and contributes to the development of the theme, setting, or plot.



Taking the Plunge - Answer Key

List the man's main problem and solution. Then list five steps he went through to get from the problem to the solution.

Problem


A man selects a romantic setting, a dock over the ocean, to propose to his girlfriend. When he takes the engagement ring out of his pocket, the man is shaking so much he drops the ring. It rolls into the deep ocean.

Step 1

The man puts on scuba diving gear and jumps into the ocean to retrieve the ring.

Step 2

As he chases the ring which is slowly floating downward, an octopus gets in front of him, and the man loses sight of the ring. To let the octopus know his mission, the man motions to his ring finger. The octopus makes a heart shape with its arms showing he will help.



Solution

After the man goes through hunting for the ring, he gives up and comes to the dock. He then proposes to his girlfriend without a ring. At the end of the film, the octopus is seen holding the ring up above the ocean's surface. The audience can infer that the man will get the ring back.

Step 3

The octopus guides the man to a lookout where he can see a line of fish taking 'treasures' to a shark. The man sees his ring on the back of one of the fish.

Title


What is the double meaning behind the title of the film? The man literally plunged into the ocean to get the ring he dropped. Also taking the plunge is an idiom that means to marry someone.

Step 4

The octopus intervenes by grabbing the ring from the top of the fish and letting it fall into the ocean where the man can get it. The nervous octopus lets off a puff of black ink. This causes the shark to chase both the octopus and the man.

Step 5

The man and octopus hide. When the shark spots them and tries to eat them, a large rock gets lodged in his mouth preventing him from closing his jaws. The defeated man goes back to the dock without the ring.



[CCSS.ELA-LITERACY.RL.5.5](#)
Explain how a series of chapters, scenes, or stanzas fits together to provide the overall structure of a particular story, drama, or poem.

[CCSS.ELA-LITERACY.RL.6.5](#)
Analyze how a particular sentence, chapter, scene, or stanza fits into the overall structure of a text and contributes to the development of the theme, setting, or plot.

Visit me on Pinterest at
<http://www.pinterest.com/lindagaymiller/>

Visit my website at
<http://bookunitsteacher.com/>

Visit my Teachers Pay Teachers Store at
<https://www.teacherspayteachers.com/Store/Gay-Miller>



Clipart Credits

