

# Word Wheels

Who said teaching vocabulary had to be boring? This printable contains four word wheel activities for students to enjoy while learning more about words.


Check out additional teaching resources from Gay Miller at these locations:

[Book Units Teacher Website](#)

[Book Units Teacher Blog](#)

[Gay Miller @ Pinterest](#)

[Gay Miller @ Teachers Pay Teachers](#)



## Instructions for Word Wheel Activity #1

Set a two minute timer. Have students write down as many real words as they can using only the letters in the wheel. All words must include the center letter of the wheel. Words can be any length. Letters may be repeated or doubled. Encourage students to create long words.

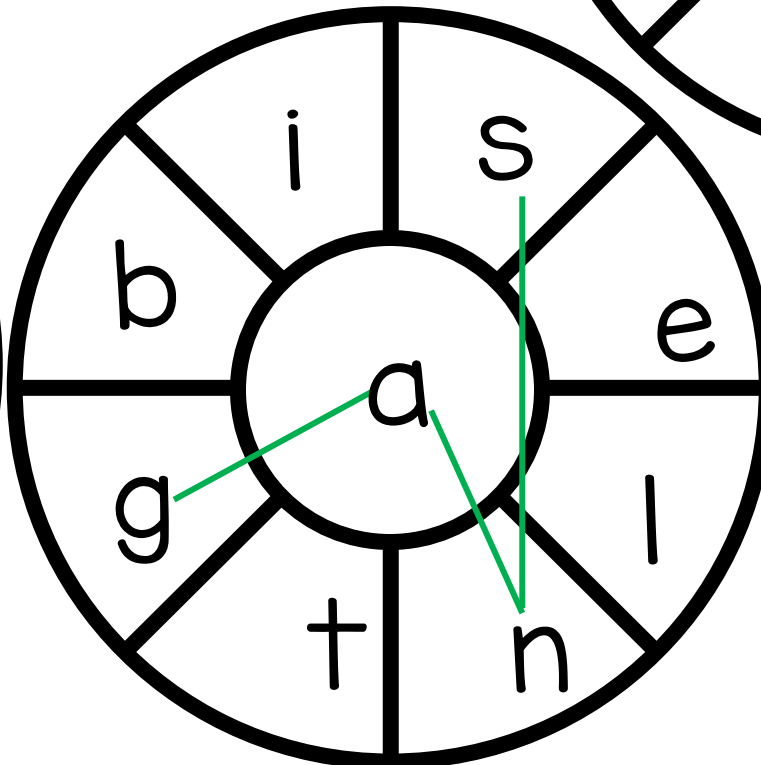
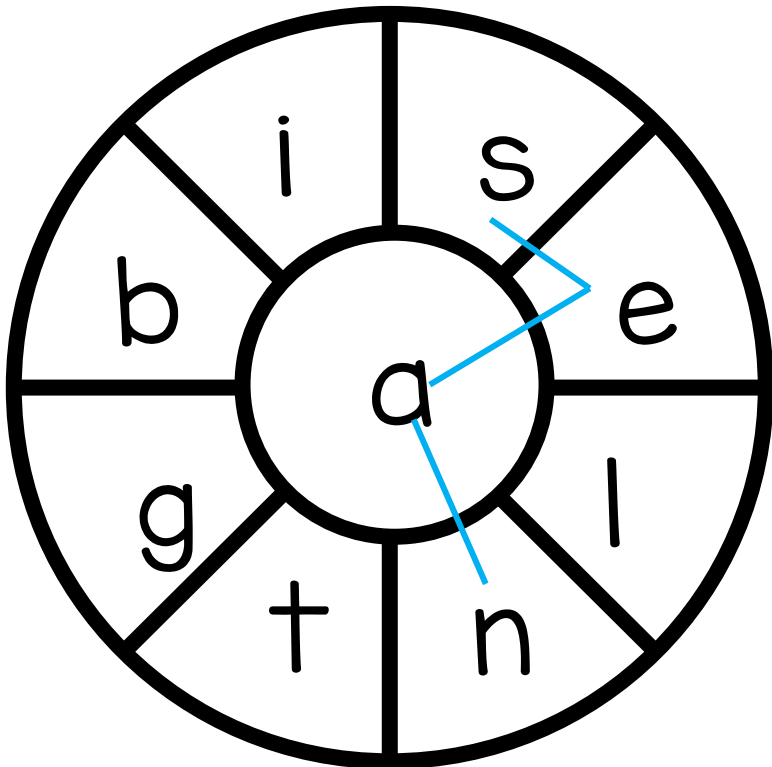
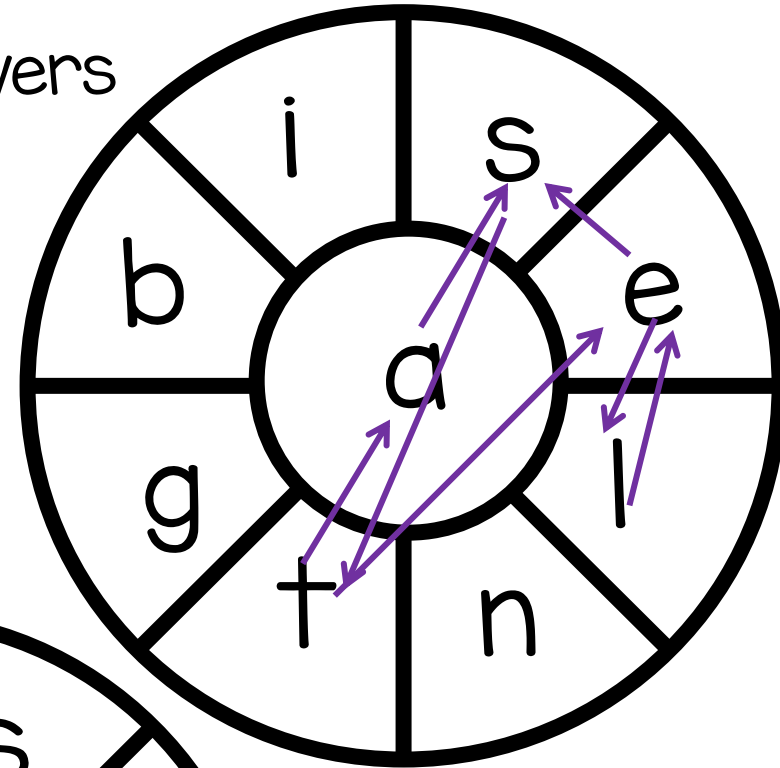
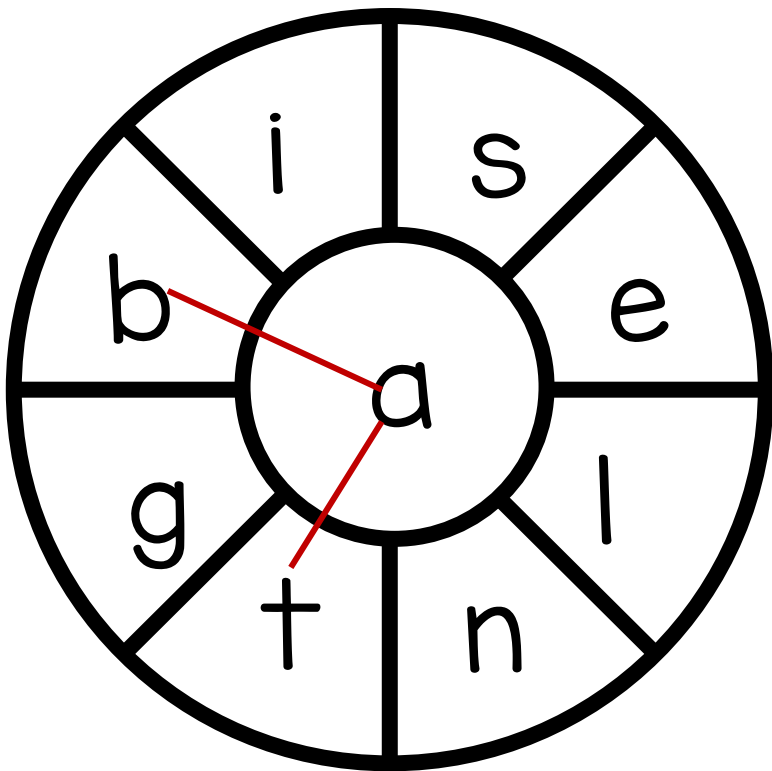
### Example Answers

bat

Sean

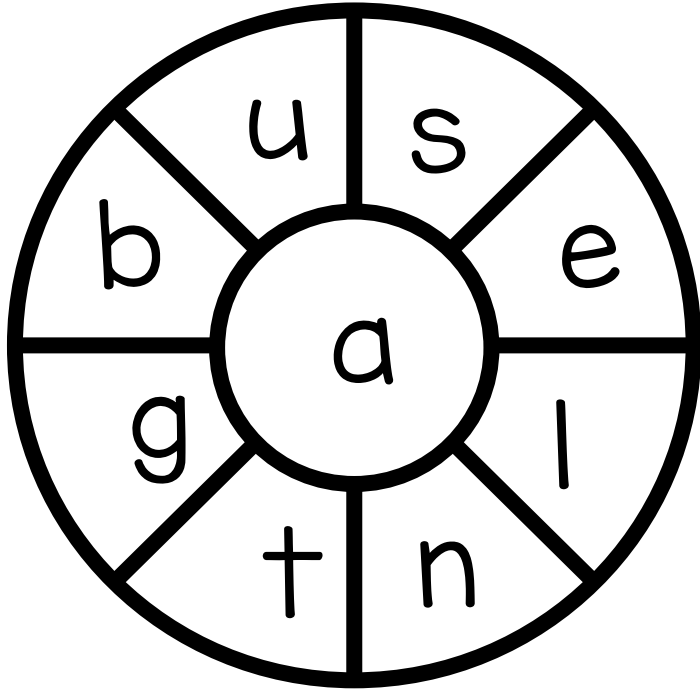
snag

tasteless




# Word Wheel Activity #1

Write down as many words that you can think of using the word wheel. Each word must be made by connecting the letters in the wheel and must include the letter in the center of the wheel. Letters may be repeated or doubled.




_____	_____	_____
_____	_____	_____
_____	_____	_____
_____	_____	_____
_____	_____	_____




_____	_____	_____
_____	_____	_____
_____	_____	_____
_____	_____	_____
_____	_____	_____

# Word Wheel Activity #2

The wheel contains an eight-letter word. Fill in the missing letter to complete the word. The word may go clockwise or counter-clockwise.




Example  
embezzle




Answer

\_\_\_\_\_




Answer

\_\_\_\_\_



Answer

\_\_\_\_\_



Answer

\_\_\_\_\_




Answer


\_\_\_\_\_

# Word Wheel Activity #2 Answer Key


The wheel contains an eight-letter word. Fill in the missing letter to complete the word. The word may go clockwise or counter-clockwise.




Example  
embezzle




Answer  
flapjack




Answer  
humpback



Answer  
buzzards




Answer  
joyfully




Answer  
sizzling

# Word Wheel Activity #2

The wheel contains an eight-letter word. Fill in the missing letter to complete the word. The word may go clockwise or counter-clockwise.

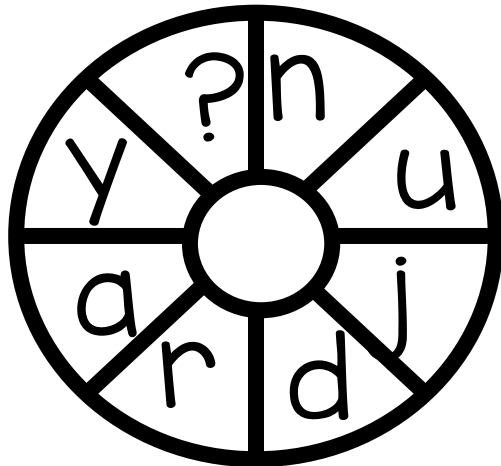


Example  
embezzle




Answer

\_\_\_\_\_



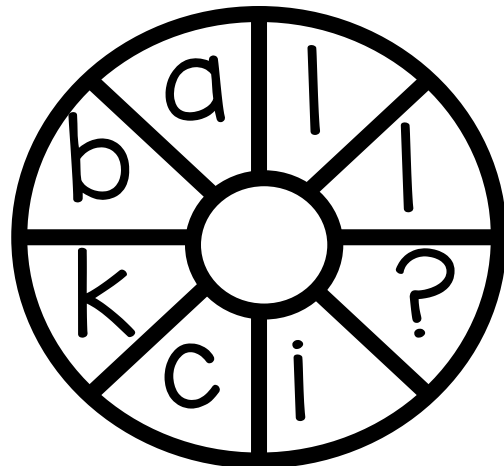
Answer

\_\_\_\_\_




Answer

\_\_\_\_\_



Answer

\_\_\_\_\_




Answer


\_\_\_\_\_

# Word Wheel Activity #2 Answer Key

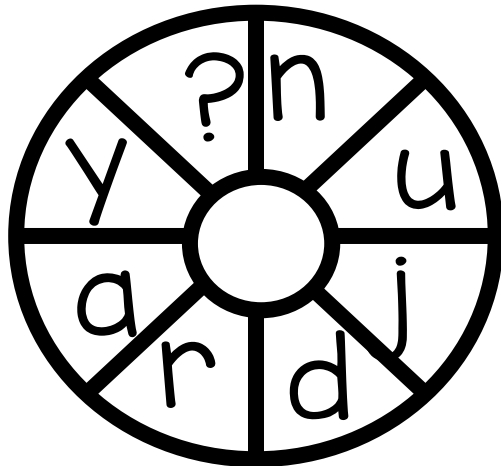
The wheel contains an eight-letter word. Fill in the missing letter to complete the word. The word may go clockwise or counter-clockwise.




Example  
embezzle



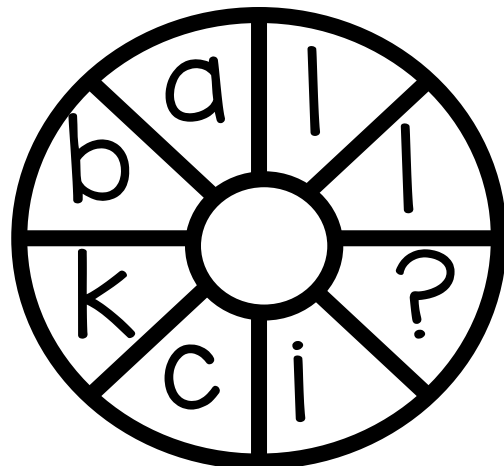
Answer  
chipmunk




Answer  
junkyard



Answer  
checkups



Answer  
kickball

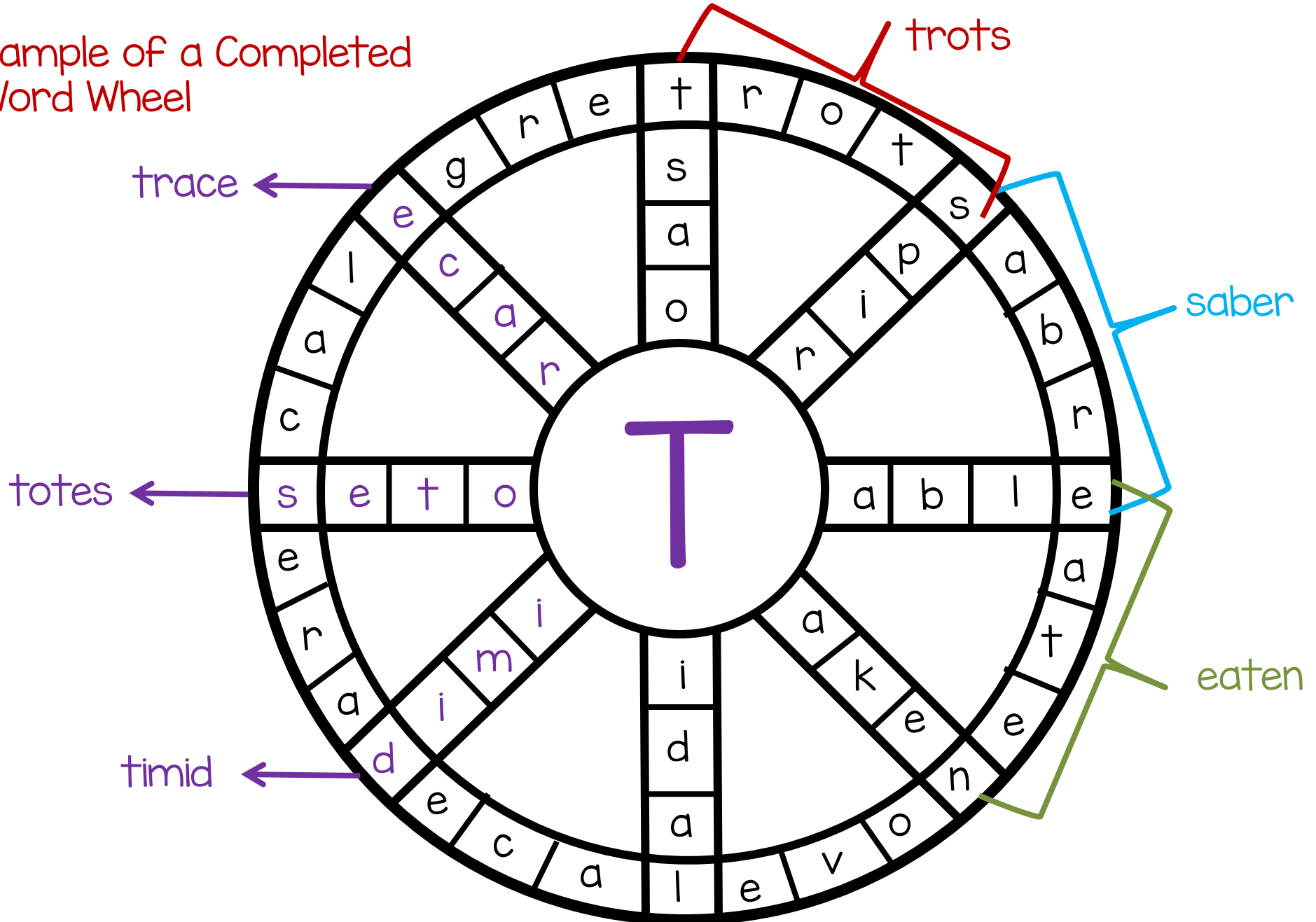


Answer  
strainer

# Instructions for Word Wheel Activity #3

1. All the spoke words **must begin with the letter in the center of the wheel** and must be **exactly five letters in length**.
2. All words going around the outside of the wheel must **begin and end** with the letters at the end of the spokes. They must also be exactly five letters in length. These words circle in a **clockwise direction**.


## Sample of a Completed Word Wheel





# Word Wheel Activity #3

1. All the spoke words **must begin with the letter in the center of the wheel** and must be **exactly five letters in length**.
2. All words going around the outside of the wheel must **begin and end** with the letters at the end of the spokes. They must also be exactly five letters in length.



# Vocabulary Word Wheel

Part of Speech

Word

Word Parts (Prefixes, Suffixes, or Roots)

Antonyms

Synonyms

Definition

Word Associations

Sentence Using the Word

