

# Silhouette Characterization

## A Teaching Strategy

This post will illustrate how to teach character traits using silhouettes. This simple no prep method is both engaging and fun for students.

### Instructions

**Option 1** - Print the silhouettes found on page 8 on heavyweight paper. Cut out the patterns. Students trace the character onto a piece of ordinary paper.

**Option 2** - Show students the 'Bean Character Clipart.' found on pages 9 and 10. Students then draw their own silhouette people in a similar fashion.

**Option 3** - Print the sample organizers.

**Activity #1** - Students draw a silhouette figure in the center of their page. Out from the silhouette, students draw rays. In each shape formed by the rays, students write facts about the character.

**Activity #2** - Students choose one character from the book or story they are reading. They draw the character as a silhouette covering the entire piece of paper. On the body of the character, students describe the character. On the arms and legs, students list four actions

**Activity #3** - Students copy the boy or the girl silhouette in the center of the page. Students then write a paragraph describing the character's physical features. This includes coloring - hair, eyes, etc.; size - tall, short, thin, muscular, etc.; and distinguishing features - mustache, curly hair, etc. on the left side of the figure. On the opposite side of the character, students describe inner character traits. This could be in the form of a paragraph or a list of adjectives such as absent-minded, disrespectful, humorous, immature, etc.

**Activity #4** - Students create two overlapping character shapes to form a Venn Diagram. Students then compare and contrast the two characters by telling how they are different and alike.

**Activity #5** - Students draw a simple house structure. The house needs six windows. In each window, students answer Who? What? When? Where? Why? and How? To explain how a specific character handled one situation in the story.

# Samples

## Superman

Superman hides his identity as Clark Kent, the mild-mannered reporter who works at the Daily Planet in Metropolis. Clark is geeky and clumsy. He is a (normal) person with flaws.

Nickname  
Man of steel

Superman does what is good and right even when others don't notice.

Superman came to Earth from the planet Krypton. He is special in that he is an alien that has come to help save humans and not defeat them.

Superman wears a red and blue suit. The suit has a yellow and red 'S' on the chest. He also wears a red cape.

Powers  
flight  
super strength  
x-ray vision  
heat vision  
cold breath  
super speed  
enhanced hearing

Weaknesses  
Green Kryptonite

## Bridge to Terabithia by Katherine Paterson

Jess longs to be noticed. He wants others to look up to him as special. Jess lives in a large family. He has 4 sisters. Being the only boy, Jess is expected to do many chores such as milking the cow and canning beans. Jess has a talent in art, but his dad thinks this is silly. Jess wants to prove himself by being the runner in grade 5. Jess organizes the fifth grade races.

Jess gets up early to practice running.

Jess loses the race to Leslie, a girl.

Jess struggles to be special.

## ECHO by Pam Muñoz Ryan

Elisabeth: Elisabeth lives in Trossingen, Germany in 1933. This is when Adolf Hitler and his Nazi Party is on the rise. Elisabeth joins the Hitler Youth. She then tells family 'secrets' that harm her family.

Friedrich: Friedrich is Elisabeth's younger brother. When Elisabeth reveals she had epilepsy Dr. Braun is asked to turn over Friedrich's medical records.

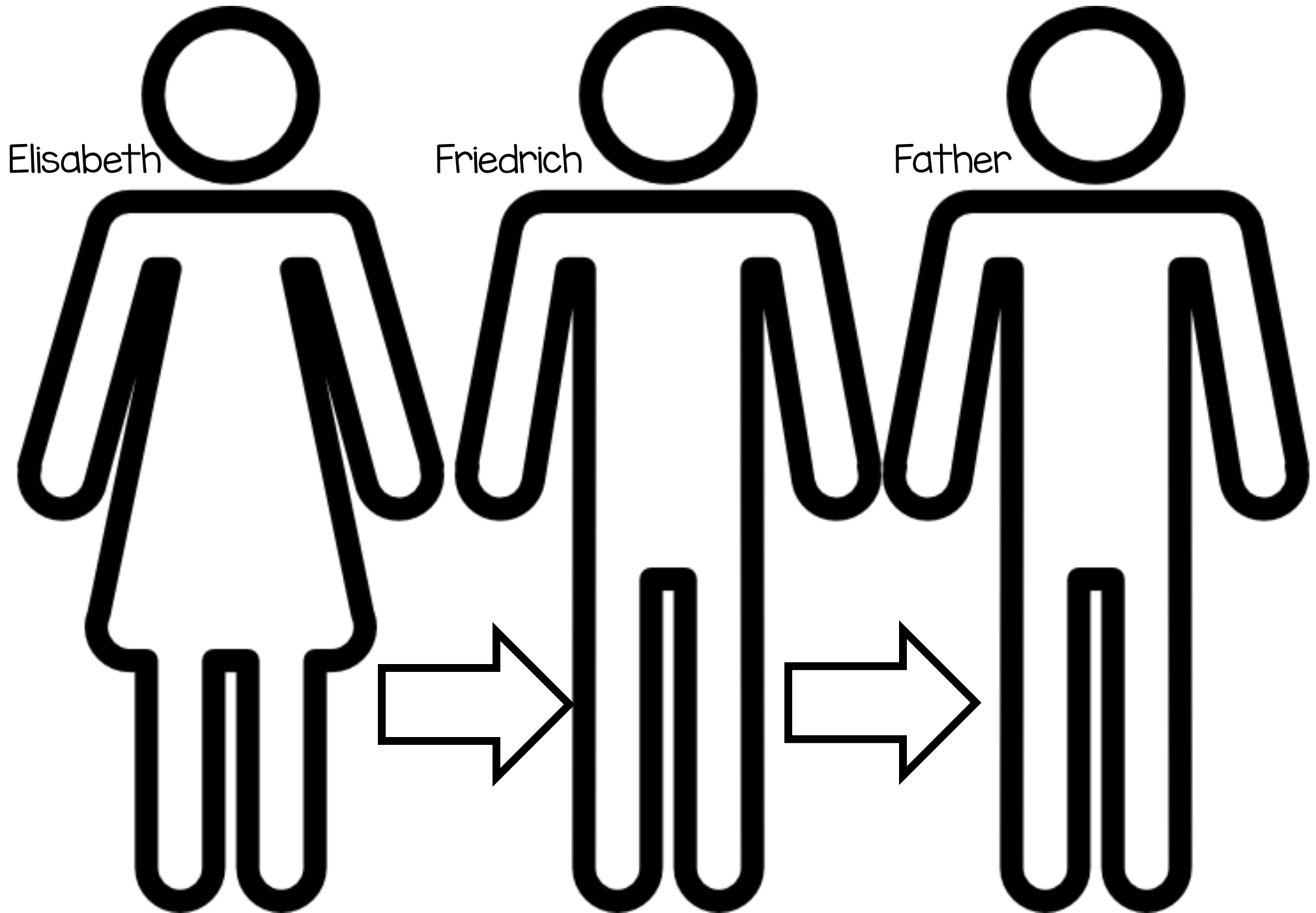
Father: Father plans a scheme to get Friedrich into the music conservatory as a way of helping his son. He invites a musician friend over to listen to Friedrich. His backfires when the friend opposes the German government's policies.

This organizer explains how one character's actions influenced how another character acted.






# ECHO by Pam Muñoz Ryan

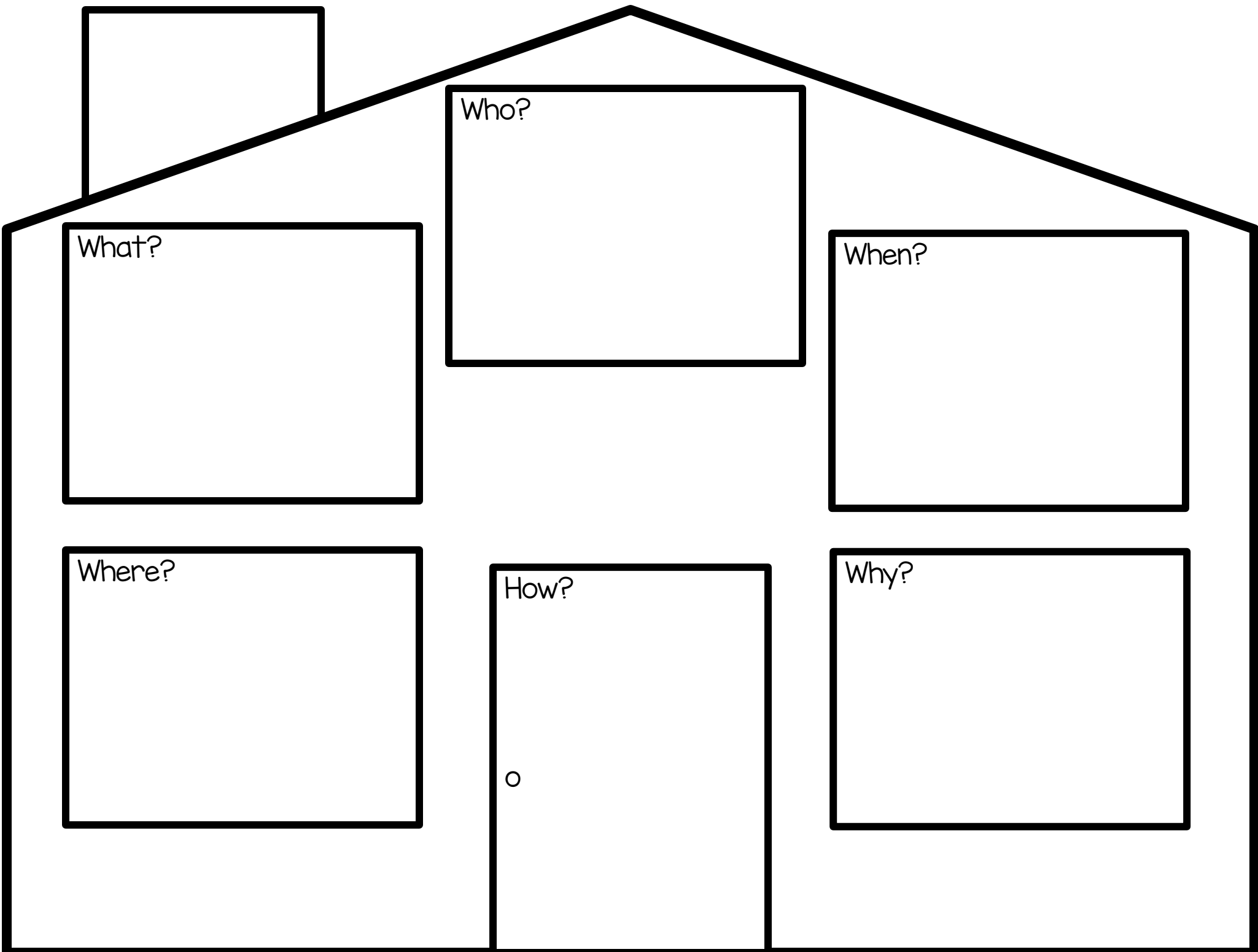


Character

Both

Character





Who?

What?


When?

Where?

How?

Why?









Bean Character Clipart  
was part of the  
Microsoft Office Clipart  
Collection.

